

LINDNER



PRODUCT PORTFOLIO

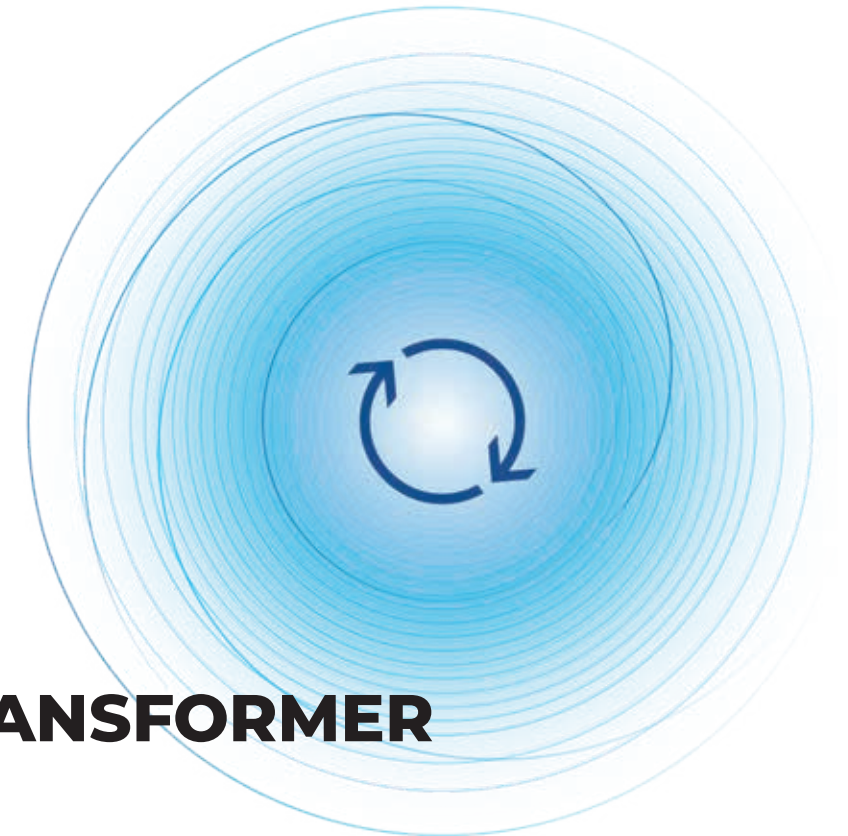
**STATIONARY
SHREDDING.**



LARS JENNISSEN | N+P GROUP
READY FOR THE FUTURE OF HIS
BUSINESS

BE A WASTE TRANSFORMER.

**READY FOR
THE FUTURE OF
YOUR BUSINESS.**



#WASTETRANSFORMER

MAKE THE MOST OF WASTE.

SHREDDING TECHNOLOGY AND SYSTEMS ENGINEERING FOR THE RECYCLING INDUSTRY OF TOMORROW.

We believe in transforming waste into precious materials. That's why we invest all our knowledge and innovative power in shredding machines and system solutions that are highly efficient, robust, reliable and easy to maintain. So our clients can transform waste into a valuable and reusable resource – efficiently and reliably.



In-house research and development



Production on state-of-the-art machines, using the latest robotics & automation technology



In-house electrical engineering department



Consulting, engineering & system construction



Worldwide service network

Export countries



> 90

Employees worldwide



> 500

Locations worldwide



8

INNOVATION AS A PRINCIPLE – QUALITY PROMISED AND DELIVERED

Josef Lindner founded our family business in 1948. He started by planning and producing machines and systems for the wood industry. Today, more than 70 years later, the company is still familyowned, employs over 500 people worldwide and exports to more than 90 countries.

Production still takes place in Austria. In 2022, we moved into our home of recycling, the new company headquarters in Spittal an der Drau in Carinthia, Austria. We manufacture in line with trailblazing production standards on a 14,000 m² facility using the latest robotics & automation systems. This way, we are able to manufacture the majority of components in-house, guaranteeing our proven Lindner quality and the rapid availability of machines, systems and spare parts.



THERE'S MORE TO IT.



HIGHLY EFFICIENT E-DRIVE

All stationary shredders are equipped with an electromechanical or electro-hydrostatic drive. Lindner not only offers gear drives, but intentionally relies on belt drives with or without countershaft, a technology that has been tried and tested for decades and does not require any special parts. This means that spare parts are readily available should the need arise.



EASY MACHINE ACCESS

All of Lindner's shredders have two things in common: easy access to the rotor as well as quick and safe access to the screen unit. Thanks to the hydraulically operated, inward-swivelling door for maintenance and non-shreddables, removal non-shreddables can be extracted quickly and safely even if the machine is full. Furthermore, the easy access to the rotor makes it easy and convenient to change the knives. The result: maximum availability and productivity.

MECHANICAL SAFETY CLUTCH

The torque-limiting safety clutch ensures optimal protection of the drive unit thanks to instant mechanical disengagement. The highly precise sensors ensure a controlled machine shutdown and therefore protection for all components.

Flexibly adjustable, the safety clutch can be adapted precisely to the material, preventing false triggering. The machine is restarted normally after the non-shreddables have been removed, without any need for mechanical resetting.



SUPERIOR WELDING QUALITY

Superbly trained employees and investments in state-of-the-art production and automation systems are the key to unparalleled precision and welding quality.



PERFECTLY TUNED.



In-house power electronics included.

Lindner's systems and individual machines perform even under the most extreme conditions – 7 days a week, 365 days a year. The secret – apart from decades of experience – lies in the impressive combination of three essential areas: shredding technology, power electronics and software. This way, all control parameters as well as the mechanical system, the hydraulics and the electronics are always optimally matched and guarantee the best quality and the longest service life.

All advantages at a glance:

- In-house planning and manufacturing
- Special designs for operation in particularly dusty environments
- Variable speed control thanks to the frequency converter that ensures the optimum operating point
- Low operating costs due to avoidance of power peaks and smooth starts
- High efficiency for low energy consumption

























THE RIGHT SOLUTION.

	ATLAS 5500 AS	ALCOR 5000 SY	JUPITER SERIES
	Primary shredding	Primary shredding	Primary shredding
			
	    	    	    
Cutting system:	Asynchronous two-shaft system with solid welded rippers and scraper unit	Synchronised 2-shaft cutting system with solid welded rippers and cutting box as well as Lindner Skyflap for easy access to the cutting system	Single-shaft system with screwed pointed knives, two rows of stator knives and defined particle sizes thanks to sickle-shaped or hexagonal screens
Drive:	Electromechanical belt drive with planetary gears and dynamic energy exchange (DEX)	Highly efficient electro-hydrostatic drive with torque reserves	Electromechanical counter-shaft drive and additional flywheel energy storage for particularly tough materials
Speed range:	22 – 36 rpm	28 – 30 rpm	31 – 87 rpm
Particle sizes:	150 - 400 mm	250 - 350 mm*	100 – 300 mm

* With metal scrap shaft systems




THE RIGHT SOLUTION.

	KOMET SERIES	POLARIS SERIES	MICROMAT SERIES	UNIVERSO SERIES
	Granulation	One-step shredding	Universal Shredding	Universal Shredding
				
	     	 	     	   
Cutting system:	Single-shaft system with screwed knife rows, two rows of stator knives and defined particle sizes thanks to round hole or hexagonal screens	Single-shaft system with screwed knife rows, two rows of stator knives and defined particle sizes thanks to polygonal or hexagonal screens	Single-shaft shredders with different rotor systems, including the universal Mono Fix System. Defined particle sizes thanks to round hole or hexagonal screens	Single-shaft shredder with robust, screwable pointed knife system. Defined particle size thanks to round hole or hexagonal screens
Drive:	Electromechanical belt drive. Optional: PK (Power Komet) with six-pole motor or High Performance (HP) version with an even more powerful drive and additional rows of knives	Electromechanical counter-shaft drive and additional flywheel energy storage for particularly tough materials	Select between powerful gear drive with proven, high-performance motors or direct belt drive (HP) for maximum output	Powerful gear drive with proven, high-performance motors
Speed range:	143 – 367 rpm	67 – 112 rpm	48 – 234 rpm	63 – 126 rpm
Particle sizes:	10 – 90 mm	40 – 120 mm	10 – 250 mm	10 – 200 mm




ATLAS 5500 AS

1. Highly efficient electromechanical belt drive with planetary gears
2. DEX – Smart energy management system
3. Mechanical safety clutch
4. Twin-shaft cutting system
5. FX – Fast exchange system
6. Control & operation
7. Chassis



For detailed product information, pictures and videos:



LINDNER'S DEX – OUR DYNAMIC ENERGY EXCHANGE SYSTEM – FOR MAXIMUM EFFICIENCY


Maximum efficiency is achieved by actively using braking energy when reversing one of the shafts. Top productivity is ensured with an instant, power electronics-controlled reversal of the shaft running direction.

- Innovative, load-dependent energy management
- Highest energy efficiency in operation
- Maximum agility while changing the running direction, up to 3 times faster

OUR UNIQUE FAST EXCHANGE SYSTEM (FX)

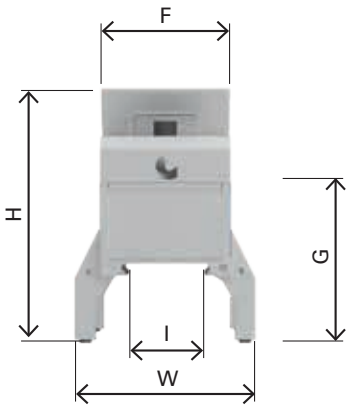
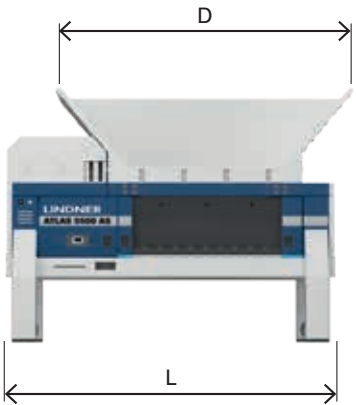



The Atlas series has been perfected to give you easy access to the cutting unit and provide two options for removing or changing the entire cutting unit or individual components. The components can be removed from the side via the hydraulically operated, swivelling slider or, after removal of the hopper, from the top.

- The cutting unit can be exchanged quickly, ensuring minimum downtime
- The two quick-change options guarantee maximum flexibility
- Easy and fast removal of the hopper



THE ATLAS SERIES SOLID TWIN-SHAFT CUTTING SYSTEM

- Solid twin-shaft cutting system
- Aggressive material intake for highest throughputs – optimised for defined output material in the primary shredding stage
- Customised shaft tools for different applications
- Solidly built cutting box




ATLAS 5500 AS		
DIMENSIONS*		
Measure (LxWxH)	mm	6260 x 3390 x 4810
Hopper opening (DxF)	mm	5470 x 2230
Feeding height (G)	mm	3310
Hopper capacity	m³	18
Outlet width (I)	mm	1510
Total weight	kg	35000
CUTTING UNIT*		
Rotor length	mm	2 x 2380
Rotor speed	min ⁻¹	36
Asynchronous twin-shaft cutting system		AS 4.8 AS 4.12.
DRIVE UNIT*		
Motor	kW	2 x 110
Frequency converter		✓

* The stated values refer to standard machine versions with a standard hopper (large) and raised feet.

ALCOR 5000 SY

1. Highly efficient electro-hydrostatic drive with torque reserves
2. Chassis
3. Maintenance door
4. Twin-shaft cutting system
5. Control & operation
6. Mobile hydraulics




ALCOR 5000 SY CUTTING SYSTEM

- Synchronous twin-shaft cutting system
- Two shaft types: SF (fine) and SR (rough)
- Perfect for waste wood, C&I, MSW, metal scrap

HIGHLY EFFICIENT ELECTRO-HYDRO-STATIC DRIVE WITH TORQUE RESERVES

Electro-hydrostatic drive for:


- High torque
- High effectiveness
- Quick change of shaft direction
- High energy efficiency



For detailed product information, pictures and videos:




THE ALCOR 5000 SY CUTTING SYSTEM



- 1. Knives
- 2. Feed hooks
- 3. Cleaning teeth
- 4. Scrapers
- 5. Breaker bar



Fine waste wood



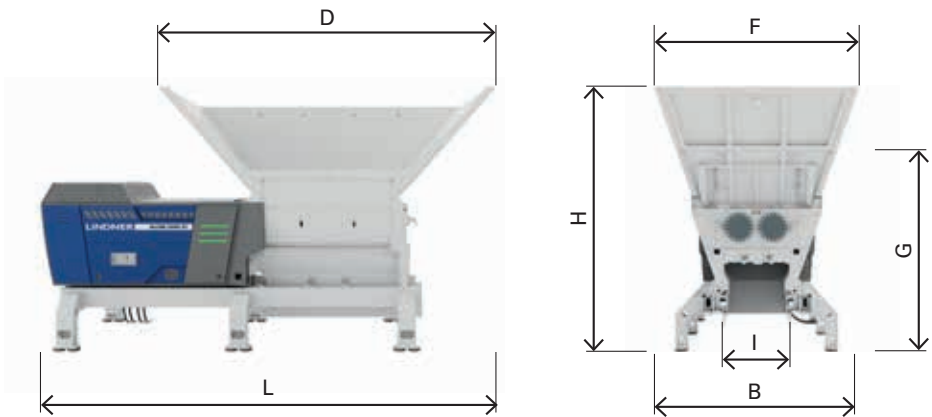
Rough waste wood



MSW | C&I waste



metal scrap

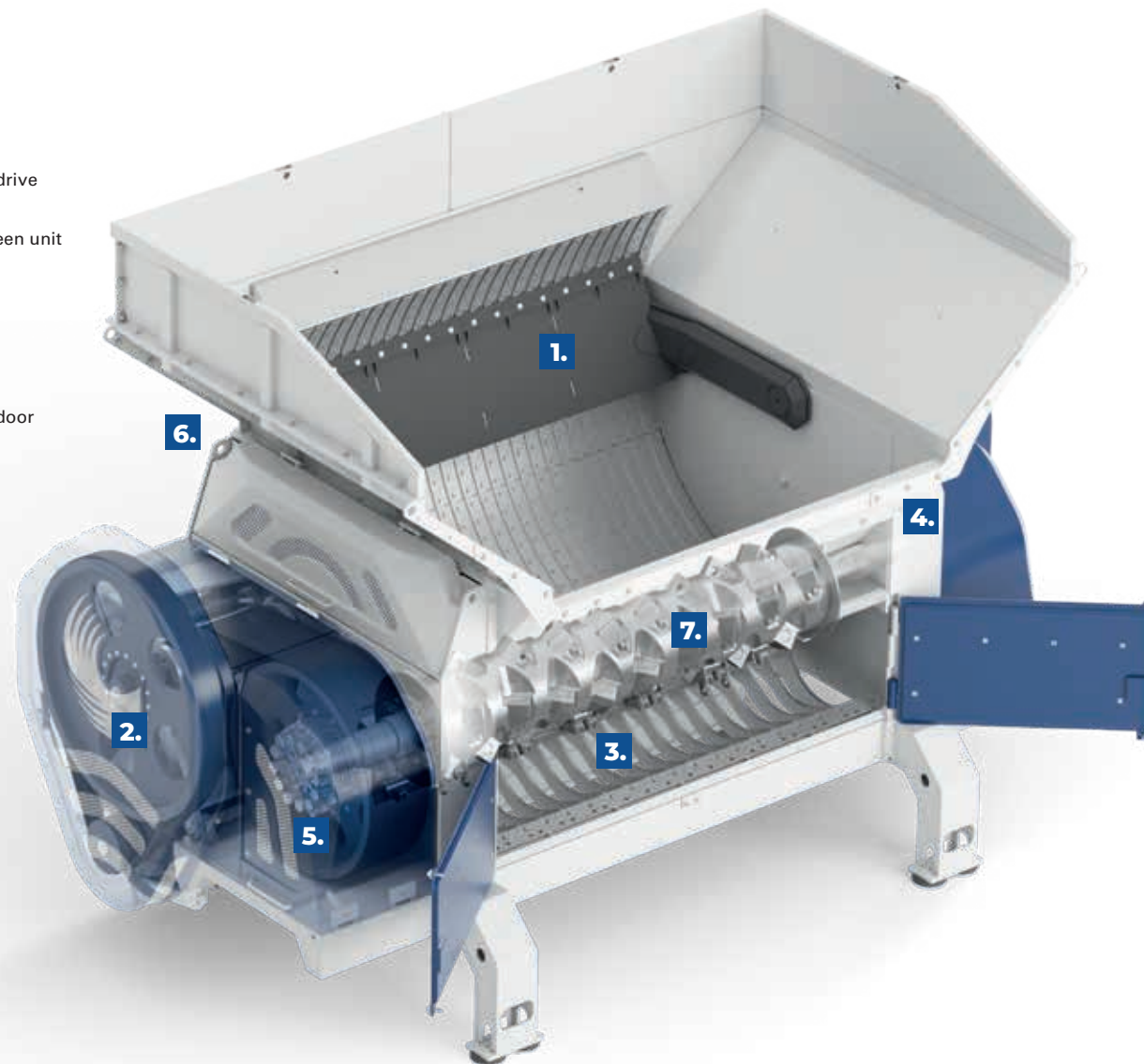


ALCOR 5000 SY			
DIMENSIONS*			
Measure (LxWxH)	mm	8495 x 3625 x 4850	
Hopper opening (DxF)	mm	6120 x 3625 x 4850	
Filling height (G)	mm	3190	
Hopper volume	m³	18	
Outlet width (I)	mm	1080	
Total weight	kg	31500	
CUTTING UNIT**			
Length	mm	2500	
Speed	min ⁻¹	10 - 30 rpm	
Breaker bar	Stk.	4/1	
DRIVE			
Motor	kW	355 + 45 auxiliary functions	

*The stated values refer to standard machine versions.
**Available: cutting systems for waste wood, MSW, C&I and metal scrap.

JUPITER SERIES

- 1. Pusher
- 2. Countershaft drive
- 3. Plug & go screen unit
- 4. Chassis
- 5. Safety clutch
- 6. Maintenance door
- 7. Cutting unit



For detailed product
information, pictures
and videos:



7.




SINGLE-SHAFT CUTTING SYSTEM WITH FOUR-FOLD USABLE POINTED KNIVES

- Solidly built knives and knife holders particularly resistant to non-shreddables
- Maximum availability, as knives can be changed quickly
- Easily adjustable cutting gap for optimum output quality


COUNTERSHAFT DRIVE WITH FLY- WHEEL ENERGY STORAGE

Less energy consumption and more power thanks to the countershaft drive that stores and releases rotational energy depending on the load.

- Highest energy efficiency
- Mechanical safety clutch for maximum resistance to non-shreddables
- Consistently high throughput even with tough materials
- Also available as a HP model (high performance model) for even more power and throughput or as BW model for fewer fine particles – perfect for subsequent sorting




THE JUPITER SERIES
CUTTING SYSTEM



- 1. Rotor knives
- 2. Knife holders
- 3. Counter knives
- 4. Clamping bar
- 5. Scraper
- 6. Adjusting screw
- 7. Solid shaft



Rotor with pointed knives
in 3 knife sizes, four-fold usable



		JUPITER 1800	JUPITER 2200	JUPITER 3200	JUPITER 2200 HP
DIMENSIONS*					
Measure (LxWxH)	mm	4800 x 3270 x 4840	5500 x 3270 x 4840	6500 x 3270 x 4840	5500 x 3270 x 4840
Hopper opening (DxF)	mm	3750 x 3000	4090 x 3000	5150 x 3000	4090 x 3000
Filling height (G)	mm	3105	3105	3105	3105
Hopper volume	m³	7.5	9	12	9
Outlet width (I)	mm	1020	1020	1020	1020
Total weight	kg	25800	32750	39000	33750

CUTTING UNIT*												
Rotor length	mm	1770			2115					3170		
Rotor speed	min ⁻¹	58/87			51/87					58/87		
Pointed knives	mm	145P	116P	87P	145P	116P	87P	145P	116P	87P	145P	116P
Number of knives	pcs.	20	22	41	24	28	50	36	42	77	24	28
Screens: hexagonal/sickle-shaped		✓			✓			✓			✓	
Number of screens	pcs.	4/1			4/1			6/1			4/1	

DRIVE UNIT*												
Motor	kW	1 x 200			2 x 132			2 x 160			2 x 200	
Frequency converter		✓			✓			✓			✓	


		JUPITER 1800 BW	JUPITER 2200 BW	JUPITER 3200 BW
DIMENSIONS*				
Measure (LxWxH)	mm	4800 x 3270 x 4840	5140 x 3270 x 4840	6200 x 3270 x 4840
Hopper opening (DxF)	mm	3750 x 3000	4090 x 3000	5150 x 3000
Filling height (G)	mm	3105	3105	3105
Hopper volume	m³	7.5	9	12
Outlet width (I)	mm	1020	1020	1020
Total weight	kg	25450	27950	34400

CUTTING UNIT*						
Rotor length	mm	1770			2115	
Rotor speed	min ⁻¹	58			58	
Pointed knives	mm	145P	87P		145P	87P
Number of knives	pcs.	20	41		24	50
Screens: hexagonal/sickle-shaped		✓			✓	
Number of screens	pcs.	4/1			4/1	


DRIVE UNIT*						
Motor	kW	1 x 160			1 x 200	
Frequency converter		✓			✓	

*The stated values refer to standard machine versions with a standard hopper and raised feet. The right to make technical changes is reserved.

KOMET SERIES



For detailed product
information, pictures
and videos:



PRECISE ROTOR WITH BLADE KNIVES


- High throughputs guaranteed thanks to the strategically positioned knife rows
- Consistent particle size with a cutting gap that is fully adjustable even during operation
- Optimised wear parts storage thanks to identical knives for the rotor, counter knives and scraper
- Maximum uptimes ensured by four-fold usable, quick-change knives

TRIED-AND-TESTED BELT DRIVE

- Efficient, robust and gearless belt drive
- Worldwide availability of easy-to-change standard components
- Mechanical safety clutch for maximum resistance to non-shreddables
- HP (high performance) option for even higher productivity
- PK (Power Komet) with 6-pole motor for lower speeds and higher torque for particularly tough materials



THE KOMET SERIES
CUTTING SYSTEM




- 1. Rotor knives
- 2. Knife holders
- 3. Counter knives
- 4. Counter knife slider
- 5. Clamping bar
- 6. Scraper
- 7. Scraper slider
- 8. Clamping bar
- 9. Solid shaft

HP rotor | 7 rows



Rotor with blade
knives – four-fold
usable




		KOMET 1800	KOMET 2200	KOMET 2800	KOMET 2200 HP	KOMET 2800 HP
DIMENSIONS*						
Measure (LxWxH)	mm	4915 x 2925 x 4840	5755 x 2925 x 4840	6445 x 2925 x 4840	5815 x 2925 x 4840	6700 x 2925 x 4840
Hopper opening (DxF)	mm	1790 x 2030	2135 x 2030	2825 x 2030	2135 x 2030	2825 x 2030
Filling height (G)	mm	3111	3111	3111	3111	3111
Hopper volume	m³	3.3	4	5.3	4	5.3
Outlet width (I)	mm	960	960	960	960	960
Total weight	kg	19600	23300	27500	24000	29900
CUTTING UNIT*						
Rotor length	mm	1770	2115	2805	2115	2805
Rotor speed	min ⁻¹	355	355	355	355	367
Blade knives		172R	172R	172R	172R	172R
Number of knives	pcs.	50	60	80	84	112
Screens: hexagonal/sickle-shaped	✓	✓	✓	✓	✓	✓
Number of screens	pcs.	5	6	8	6	8
DRIVE UNIT*						
1-step belt drive	✓	✓	✓	✓	✓	✓
Motor	kW	1 x 200	2 x 132	2 x 160	2 x 200	2 x 250
Frequency converter	✓	✓	✓	✓	✓	✓

		KOMET 2200 PK	KOMET 2800 PK
DIMENSIONS*			
Measure (LxWxH)	mm	5755 x 2925 x 4840	6445 x 2925 x 4840
Hopper opening (DxF)	mm	2135 x 2030	2825 x 2030
Filling height (G)	mm	3111	3111
Hopper volume	m³	4	5.3
Outlet width (I)	mm	960	960
Total weight	kg	23300	27500
CUTTING UNIT*			
Rotor length	mm	2115	2805
Rotor speed	min ⁻¹	355	355
Blade knives		172R	172R
Number of knives	pcs.	60	80
Screens: hexagonal/sickle-shaped	✓	✓	✓
Number of screens	pcs.	6	8
DRIVE UNIT*			
1-step belt	✓	✓	✓
Motor	kW	2 x 132	2 x 160
Frequency converter	✓	✓	✓

* The stated values refer to standard machine versions with a standard hopper and raised feet. The right to make technical changes is reserved.

POLARIS SERIES



For detailed product
information, pictures
and videos:



SINGLE-SHAFT CUTTING SYSTEM WITH FOUR-FOLD USABLE SOLIDLY BUILT BLADE KNIVES

- Parts storage made easy thanks to identical knives for the rotor, counter knives and scraper
- Maximum uptimes ensured by four-fold usable, quick-change knives
- Low wear part costs thanks to four-fold usable square knives
- Easily adjustable cutting gap – even during operation – for consistently, high-quality output

COUNTERSHAFT DRIVE WITH FLYWHEEL ENERGY STORAGE


Less energy consumption and more power thanks to the countershaft drive that stores and releases rotational energy depending on the load.

- Maximum energy efficiency
- Up to 2 x more throughput compared to drives without higher flywheel mass*
- Spare parts available worldwide

* Comparative test by the Institute of Waste Processing Technology and Waste Management, University of Leoben, May 2017



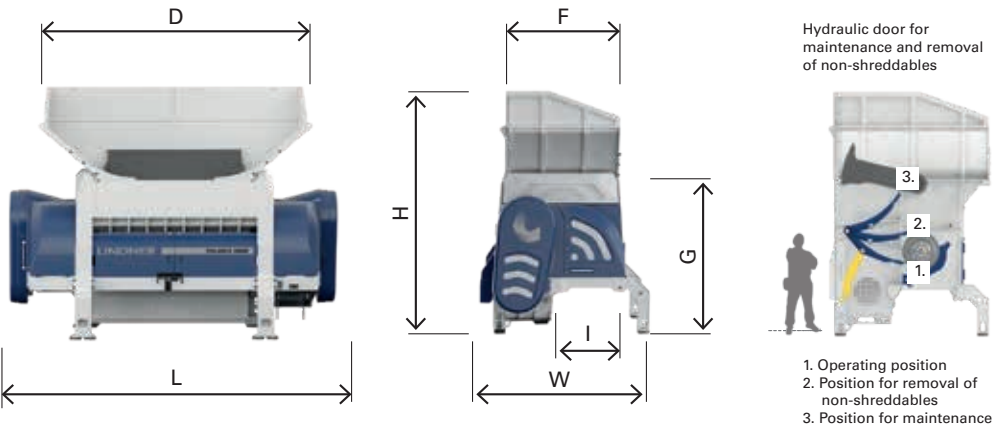
THE POLARIS SERIES
CUTTING SYSTEM



- 1. Rotor knives
- 2. Knife holders
- 3. Counter knives
- 4. Counter knife slider
- 5. Clamping bar
- 6. Scraper
- 7. Scraper slider
- 8. Clamping bar
- 9. Solid shaft



Rotor with blade
knives – four-fold
usable



		POLARIS 1800	POLARIS 2200	POLARIS 2800
DIMENSIONS*				
Measure (LxWxH)	mm	4705 x 2925 x 4824	5050x 2925 x 4824	6065 x 2925 x 4824
Hopper opening (DxF)	mm	3745 x 2370	4090 x 2370	4780 x 2370
Filling height (G)	mm	3475	3475	3475
Hopper volume	m³	8	9	10
Outlet width (I)	mm	960	960	960
Total weight	kg	24600	26000	33800
CUTTING UNIT*				
Rotor length	mm	1770	2115	2805
Rotor speed	min ⁻¹	112	112	112
Blade knives	mm	172RP	172RP	172RP
Number of knives	pcs.	50	60	80
Screens: hexagonal/polygonal		✓	✓	✓
Number of screens	pcs.	5	6	8
DRIVE UNIT*				
Countershaft drive		✓	✓	✓
Motor	kW	1 x 160	1 x 200	2 x 132
Frequency converter		✓	✓	✓

* The stated values refer to standard machine versions with a standard hopper and raised feet. The right to make technical changes is reserved.

MICROMAT SERIES

- 1. Internal pusher
- 2. Powerful gear - or direct belt drive
- 3. Plug & go screen unit
- 4. Chassis
- 5. Safety clutch
- 6. Maintenance door
- 7. Cutting unit



For detailed product
information, pictures
and videos:



MONO FIX TECHNOLOGY

The Mono Fix system allows knives and knife holders to be changed with just one screw. A combination of different pointed and flat knives, as well as blind plates and special counter knives, can also be attached to the rotor. The result:


- Maximum flexibility of the cutting unit
- Maximum adaptation to input and particle size

POWERFUL DRIVE SYSTEMS

Optional powerful gear drive with high-performance, proven motors for optimum shredding of materials such as rigid plastics, fibres, nets and big bags. Also available with a direct belt drive (HP) for maximum throughputs, for example, when shredding post-consumer films.



THE MICROMAT SERIES
CUTTING SYSTEM



- 1. Knives
- 2. Knife holders
- 3. Counter knives
- 4. Clamping bar
- 5. Scraper
- 6. Hollow shaft
- 7. Screen module



43P*



60S*



65P



40P

4 knife sizes

* Mono Fix technology



Figure: gear drive



Hydraulic door for maintenance and removal of non-shreddables



- 1. Operating position
- 2. Position for removal of non-shreddables
- 3. Position for maintenance

MICROMAT		1500	2000	2500	1500 HP	2000 HP
DIMENSIONS*						
Measure (LxWxH)	mm	3780 x 2480 x 3380	4220 x 2480 x 3380	4720 x 2480 x 3380	4520 x 2635 x 3380	5020 x 2635 x 3380
Hopper opening (DxF)	mm	2290 x 2405	2790 x 2405	3290 x 2405	2290 x 2405	2790 x 2405
Filling height (G)	mm	2594	2594	2594	2594	2594
Hopper volume	m³	3.4	4.5	5.6	3.4	4.5
Outlet width (I)	mm	1725	2225	2725	1725	2225
Total weight	kg	11700	13700	15700	12000	14000
CUTTING UNIT*						
Rotor length	mm	1525	2025	2525	1525	2025
Rotor speed**	min ⁻¹	105	105	105	167	179
Knives: 43P / 65P	pcs.	77 / 50	104 / 68	131 / 86	77 / 50	104 / 68
Knives: 40S / 60S	pcs.					
Number of screens	pcs.	3	4	5	3	4
DRIVE UNIT*						
Motor	kW	1 x 90	1 x 132	1 x 160	1 x 110	1 x 160

MICROMAT		1500 HD	2000 HD	2500 HD	1500 XT	2000 XT
DIMENSIONS*						
Measure (LxWxH)	mm	3780 x 2480 x 3380	4220 x 2480 x 3380	4720 x 2480 x 3380	3780 x 2480 x 3380	4220 x 2480 x 3380
Hopper opening (DxF)	mm	2290 x 2405	2790 x 2405	3290 x 2405	2290 x 2405	2790 x 2405
Filling height (G)	mm	2594	2594	2594	2594	2594
Hopper volume	m³	3.4	4.5	5.6	3.4	4.5
Outlet width (I)	mm	1725	2225	2725	1725	2225
Total weight	kg	11700	13700	15700	11700	13700
CUTTING UNIT*						
Rotor length	mm	1525	2025	2525	1525	2025
Rotor speed**	min ⁻¹	80	85	80	60	60
Knives: 43P / 65P	pcs.	77	104	131 / 86		
Knives: 40S / 60S	pcs.				77	104
Number of screens	pcs.	3	4	5	3	4
DRIVE UNIT*						
Motor	kW	1 x 132	1 x 160	2 x 132	1 x 90	1 x 110

* The stated values refer to standard machine versions with a standard hopper and raised feet. The right to make technical changes is reserved.
** Variable rotor speeds require optional electronic motor speed control system.

UNIVERSO SERIES

- 1. Internal or external pusher
- 2. Gear drive
- 3. Plug & go screen unit
- 4. Chassis
- 5. Safety clutch
- 6. Maintenance door
- 7. Cutting unit




ROBUST SQUARE CUTTING SYSTEM

- High output rates even with tough materials
- Resistant to non-shreddables thanks to robust knives and knife holders
- Low wear and tear costs due to by four-fold usable, quick-change knives.

HEAVY-DUTY GEAR DRIVE


- Powerful shredding with high-torque, high-performance motors
- Adapts to the material thanks to its variable speeds
- Global availability of all easy-change standard parts.




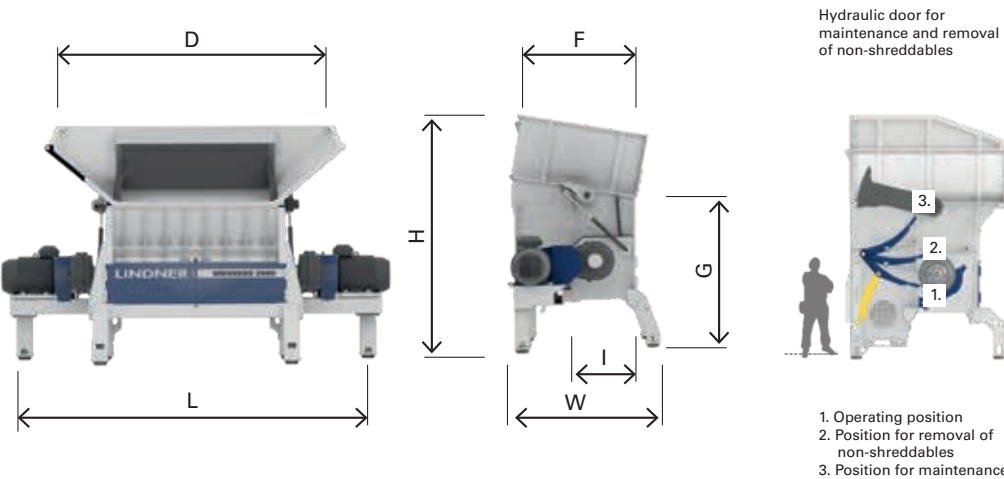
For detailed product
information, pictures
and videos:



THE UNIVERSO SERIES
CUTTING SYSTEM



- 1. Knives
- 2. Knife holders
- 3. Counter knives
- 4. Clamping bar
- 5. Scraper
- 6. Hollow shaft
- 7. Screen module



Rotor with pointed knives
in 3 knife sizes, four-fold usable

		UNIVERSO 2200	UNIVERSO 2800
DIMENSIONS*			
Measure (LxWxH)	mm	6000 x 2900 x 3950	7000 x 2900 x 3950
Hopper opening (DxF)	mm	3985 x 1600	4675 x 1600
Filling height (G)	mm	2960	2960
Hopper volume	m³	3.7	5
Outlet width (I)	mm	840	840
Total weight	kg	18000	27200
CUTTING UNIT*			
Length	mm	2115	2805
Speed	min ⁻¹	80	80
Standard tool		pointed knives	pointed knives
		43P	43P
Number of knives	pcs.	138	186
Number of screens	pcs.	4	6
DRIVE*			
Type		gear drive	gear drive
Motor	kW	1 x 132	2 x 110

* The stated values refer to standard machine versions with a standard hopper and raised feet. The right to make technical changes is reserved.

CREATES VALUE.



Lindner NEXUS.

The service platform that connects.

Real-time machine data, performance monitoring & maintenance.

With Nexus, the new Lindner service platform, you have an overview of all relevant machine data. Using the Nexus Gateway, real-time machine data is transferred to the digital platform and summarised in customisable reports. The platform also provides all documentation relevant to the system or the individual shredders, as well as updates. The Lindner service and support team can also be reached via Nexus. In urgent cases even 24/7.

Service à la Lindner:

- Lindner Nexus - digital service platform for customised performance monitoring
- Available 24/7 – worldwide
- Remote assistance – rapid support with remote maintenance
- High availability of spare parts thanks to extensive in-house production
- Original Lindner spare parts made in Austria for that extra level of quality

Maintenance – to keep everything running smoothly:

- Flexible maintenance offers for high machine availability
- Spare part packages for every application
- Qualified shaft reconditioning & hardfacing in line with the highest international standards

Lindner-Recyclingtech GmbH

Manuel-Lindner-Strasse 1 | 9800 Spittal/Drau | Austria
p.: +43 4762 2742 | f.: +43 4762 2742-9032 | office@lindner.com

www.lindner.com